

Good Morning Year 3.

How are you all? How fast are the days flying by? How was your weekend? We had a BBQ which was really nice, but George ate **TOO** many ice-creams!

Our first lesson today is P.E. Remember it starts at 9am but if you miss it, you can do this one...

<https://www.youtube.com/watch?v=uqLNxJe4L2I>

After that, we have maths.

This week we will be focusing on time.

Remember the small hand is the hour hand and that tells us the hour. The big hand is the minute hand and that tells us how many minutes past or how many minutes to the hour.

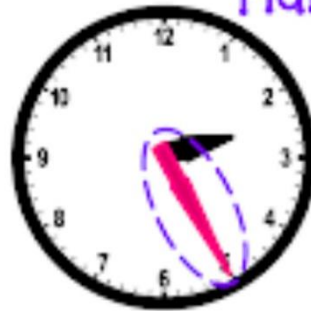
Telling Time

STEP 1 Hour Hand



- Look at the small clock hand.
- Look at the last number the hour hand past.
- Do not pass the hour hand.

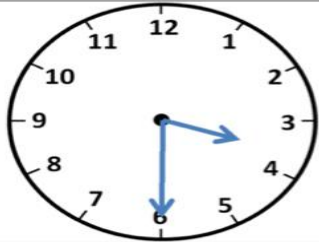
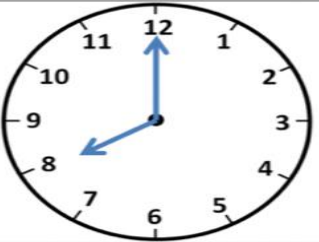
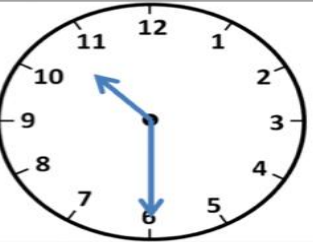
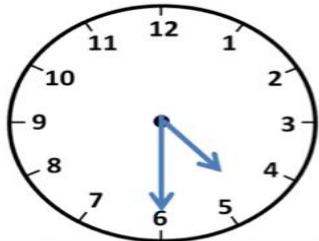

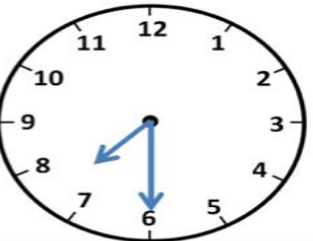
STEP 2 Minute Hand







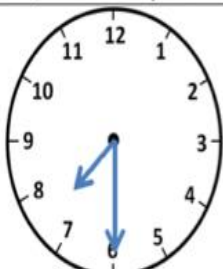



- Look at the big clock hand.
- Start at the top and count by 5.

Choose a chilli challenge for your questions today.

Write the correct time underneath each clock. The first one has been done for you.

		
Half past 3	___ o'clock	
		

Write the correct time underneath each clock. The first one has been done for you.

			
Quarter past 2			
			

Telling Time

Write the time shown.

a.



b.



c.



d.



e.



f.



Keep practising the time by telling your parents what time it is throughout the day. Or even challenge them...ask them the time, can they tell you the time correctly?

Our next lesson is English. Last week, you were practising writing speech using punctuations correctly.

Write a piece of dialogue between the teacher and her student. What might they say to each other? How might they say it? Remember a new line for a new speaker.

Remember to use SCAPS to help you punctuate speech correctly.

Hint!

Use the acronym SCAPS to help you remember how to punctuate speech correctly.

S = speech marks

C = capital letter

A = actual words spoken

P = punctuation

S = speech marks



The next lesson is history, last week I asked you to sketch a picture of a castle and label the following parts of a castle -

Gatehouse

Moat

Drawbridge

Arrow loop

Turret

Today, I would like you to write descriptions of each labelled part and their importance. How did they help to defend the castle?

Tonight, I am going to do an online yoga class. Take some time to relax and follow this video...

<https://www.youtube.com/watch?v=R-BS87NTV5I>

Remember to do your daily reading and enjoy some time outside in the fresh air.

Any problems...don't forget you can email me. ☺

Mrs Martin